

A CRITICAL ANALYSIS
OF
ADVICE TENDERED BY
CENTRAL VIGILANCE COMMISSION
TO
PUBLIC SECTOR ENTERPRISES
DURING
1999 & 2000



GOVERNMENT OF INDIA
CENTRAL VIGILANCE COMMISSION

JULY 2001

INDEX

Sl. No.	Contents	Page No.
1.	Title Page	i
2.	Index	ii
3.	Introduction	1
4.	Jurisdiction of CVC	2
5.	Methodology	2
6.	Functions of PSEs	2
7.	Classification of Irregularities/lapses	3
8.	Conclusions and Inferences	5
9.	Appendices I - X	10

1. Introduction

1.1 This Study relates to the cases referred to the Central Vigilance Commission by the Public Sector Enterprises during the calendar years 1999 & 2000. The scope of the study is confined to : (a) ascertaining the broad nature of lapses/irregularities committed by PSE employees, (b) the view taken by the Commission in respect of such lapses /irregularities, and (c) the inferences and conclusions.

1.2 Of 242 PSEs as on 31.3.99, the scope of the study has been confined to 172 PSEs involved in manufacturing & producing goods, trade and technology as under:-

<u>Item</u>	<u>No.</u>
(i) Chemical & Petrochemicals	16
(ii) Fertilizers	9
(iii) Commerce	7
(iv) Heavy / Small Industries	51
(v) Coal & Lignite	10
(vi) Mines	6
(vii) Petroleum & Natural Gas	17
(viii) Power/MNES	9
(ix) Science & Technology	3
(x) Steel	14
(xi) Textiles	22
(xii) Space/Atomic Energy	5
(xiii) Information Technology	3

Total	172

1.3 PSEs in Agriculture, Aviation, Telecom, Consumer Affair, Defence, Environment, HRD, I&B, Railway, Empowerment, Transport, Shipping, Tourism, Urban Affairs and Water Resources are not covered in this study.

1.4 Of 172 PSEs, 61 & 46 PSEs came to CVC for Ist Stage Advice during 1999 and 2000 respectively vide Appendix III & IV as employees involved in these cases fell within the Jurisdiction of the CVC.

1.5 PSEs are not required to seek advice in the matter of disciplinary proceedings in respect of employees who do not fall within the Jurisdiction

of the CVC. Therefore cases, if any, from PSEs other than referred to in the preceding para have not come to the Commission.

2. Jurisdiction of CVC

2.1 All board level appointees and all employees two levels below the board level of PSEs fall within the jurisdiction of the Commission for the purpose of tendering advice in vigilance cases. All employees two levels below the Board level who were excluded from the jurisdiction of the CVC with effect from 27.10.86 were again brought to the jurisdiction with effect from 15.7.99 vide CVC's Notification No. 3(5)/99/3 dated 7.7.99 circulating Special Chapter on Vigilance Management in Public Sector Enterprises & the role and functions of the CVC.

2.2 As on 31.3.99, 242 PSEs employed over nearly 19 lakh people. Number of employees from 172 PSEs who are being covered by this study is nearly 17 lakh. Number of employees of board level and two levels below board level in 114 PSEs, who fall within the jurisdiction of the CVC is 3021 (*Appendix - I*). On the basis of average of these PSEs, no. of employees of 172 PSEs, referred to in Para 1.2 above, is estimated as 4558.

3. Methodology

3.1 During 1999, the Commission tendered first stage advice in 216 cases from 61 PSEs (*Appendix III*) and second stage advice in 50 cases from 23 PSEs (*Appendix V*). The Commission considered 58 proposals from 37 PSEs for reconsideration of CVC's advice on the request of PSEs (*Appendix VII*).

3.2 During 2000, the Commission tendered first stage advice in 236 cases from 46 PSEs (*Appendix IV*) and second stage advice in 88 cases from 29 PSEs (*Appendix VI*). The Commission considered 31 proposals from 24 PSEs for reconsideration of CVC's advice on the request of PSEs (*Appendix VIII*).

3.3 Files related to above cited advice were individually studied.

4. Nature of Functions of PSEs.

4.1 The Nature of functions and operations of PSEs, which is the subject matter of this study, is different, dissimilar and largely of a heterogeneous

nature which includes manufacturing, mining, trading, petroleum, coal, steel, consultancy etc.

4.2 Despite their heterogeneous nature of functioning and operations, PSEs generally follow the broad guidelines issued by the Department of Public Enterprises, DOP&T and CVC on vigilance matters including disciplinary proceedings, anti-corruption work, preventive vigilance etc.

4.3 Total number of PSEs which were operating as on 31.3.99 was 235. Of these, 127 were profit-making and 106 were loss-making. Sixty seven were sick PSEs. Eleven PSEs have been identified Navratnas for enhanced autonomy to become global players and of these, nine have been included in this study. The Government have also granted enhanced financial, managerial and operational autonomy to other profit making PSEs which are known as Mini Ratnas and 21 have been included in this study.

4.4 Investment during 1998-99 was Rs. 230140 Crores. Turn over/operating income during 1998-99 was Rs. 309994 crores. Net fixed assets including capital work as on 31.3.99 was Rs. 224173 crores.

4.5 Of the top ten profit making companies, eight, namely National Thermal Power Corporation Limited, Oil and Natural Gas Corporation, Indian Oil Corporation Limited, Gas Authority of India Limited, Hindustan Petroleum Corporation Limited, Bharat Petroleum Corporation Limited, Coal India Limited and Neyveli Lignite Corporation Limited have been included in the study. Of the top ten loss incurring companies, nine, namely Steel Authority of India Limited, Fertilizer Corporation of India Ltd., Hindustan Fertilizers Corporation Limited, Eastern Coalfields Limited, Rashtriya Ispat Nigam Limited, Bharat Coking Coal Limited, Indian Iron & Steel Company Limited, Hindustan Photo Film Manufacturing Company Limited and Hindustan Steelworks Construction Limited have also been included in this study

5. Classification of irregularities/lapses

5.1 Following broad irregularities/lapses have been noticed by the Commission in the vigilance cases in which advice was tendered during 1999 and 2000 :-

- (i) Processing of tenders for awarding of contracts

- (ii) Administrative lapses e.g. drawal of false TA/DA, false LTC claims, misuse of staff car, irregular and unauthorised appointments, etc.
- (iii) Purchase/sale
- (iv) Export/import
- (v) Issuance of advance licences
- (vi) Demand and acceptance of bribe
- (vii) Moral turpitude, e.g. harassment of lady colleagues
- (viii) Abusing of official position
- (ix) Possession of Disproportionate Assets.

5.2 Of the various broad irregularities/lapses, tender processing for award of contracts is the area in which following large number of shortcomings/drawbacks/lacunae have been noticed:-

- (i) Non-compliance of laid down guidelines governing processing of tenders
- (ii) Some PSEs do not have such guidelines.
- (iii) Non-transparent negotiations
- (iv) Non-ascertaining of creditworthiness of firms especially financial aspect.
- (v) Cartelisation
- (vi) Entering of fake/bogus firms in competition.
- (vii) Non-preparation of date-wise minutes/ proceedings/ summary record by TCs.
- (viii) Lack of transparency in the processing of bids.
- (ix) Inadequate/non-consultation with concerned departments, especially finance.
- (x) Loading/unloading of tax components to make the offers equal for comparison.
- (xi) Nexus with dealers
- (xii) Undue favoritism
- (xiii) Violation of/exceeding of delegation of powers.
- (xiv) Determination of inadequate components/criteria for pre-qualification.

(xv) Ignoring/disregarding commercial interest of the company.

6. Conclusions and Inferences:

6.1 These inferences are not without significance. When the CVC brought out its Special Chapter on Vigilance Management in Public Sector Enterprises during July 1999, it was quite aware of the reported fear psychosis amongst employees of public sector on account of 'vigilance'. One of the purposes behind that exercise was to allay all genuine fears and provide some measure of comfort to managers for the discharge of their commercial functions. The Commission addressed the problem in para 6 of the Chapter, which is reproduced below:

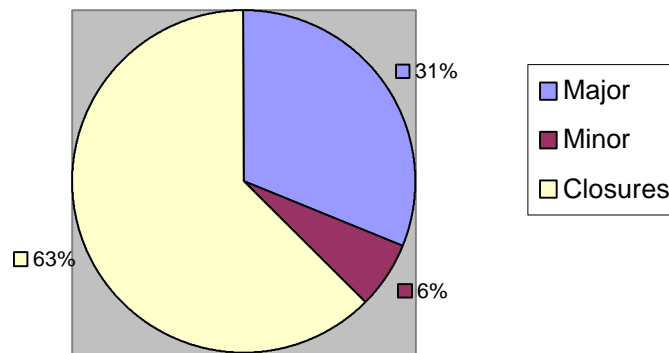
"As in other organisations, vigilance activity in PSEs should form an integral part of the managerial function. The raison d'etre of such activity is not to reduce but to enhance the level of managerial efficiency of effectiveness in the organisation. Commercial risk taking forms part of business. Therefore, every loss caused to the organisation, either in pecuniary or non-pecuniary terms, need not necessarily become the subject matter of a vigilance inquiry. It would be quite unfair to use the benefit of hind-sight to question the technical merits of managerial decisions from the vigilance point of view. At the same time, it would be unfair to ignore motivated or reckless decisions, which have caused damage to the interests of the organisation. Therefore, a distinction has to be drawn between a business loss which has arisen as a consequence of a bona-fide commercial/operational decision, and an extraordinary loss which has occurred due to any mala fide, motivated or reckless performance of duties. While the former has to be accepted as a normal part of business and ignored from the vigilance point of view, the latter has to be viewed adversely and dealt with under the extant disciplinary procedures."

6.2 The present study further shows that the fear psychosis, if it exists at all, is without basis; first, only 0.24% of the employees come within the Commission's jurisdiction and of 172 PSEs, these 452 cases relate to 78 PSEs only. The general apprehension voiced in certain quarters that there is all pervasive vigilance inquiries is not borne out by the facts. There can be no rational basis for the apprehension that commercial decision making is affected on account of vigilance inquiries.

6.3 452 advice have been tendered during a period of two years as shown in the table below. In 283 cases, either closure or other administrative action namely, warning, counselling, displeasure have been conveyed. In 169 cases only, proceedings for imposition of prescribed penalty have been advised.

TABLE : 6.3.1

Year	PSEs No.	Ist advice No.	1st MA	1 st MI	Ist Cl.	OTH
1999	61	216	34	13	113	56
2000	46	236	107	15	84	30
	Total	452	141	28	197	86



6.4 Of the total number of 452 first stage advice tendered during the years 1999 & 2000; 283 advice relates to either closure of the cases or administering administrative warning, counselling, displeasure etc. Thus, in 62.61 % cases no statutory punishment was given.

6.5 Minor penalty proceedings were advised in 6.19 % cases.

6.6 Major penalty proceedings were advised in 31.19 % cases. This number is merely one third of the total number of advice.

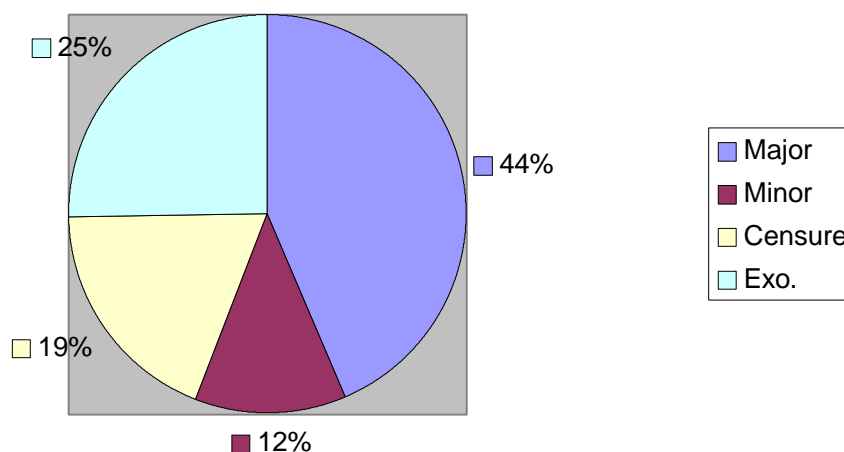
6.7 Nine Navratna PSEs threw 35.61 of the cases. This is a significant number.

6.8 Sick PSEs registered with BIFR threw 9.07 % cases.

6.9 Table below contains number of second stage advice. Of 138 employees, 61 employees have either been censured or exonerated. The percentage is 44.20. Only 77 employees have been imposed either major or minor penalty. The percentage is 57.79.

TABLE : 6.9.1

Year	Employ eeS. No.	Major	Minor	Censure	Exonera tion
1999	50	30	4	8	8
2000	88	30	13	18	27
TOTAL	138	60	17	26	35



6.10 Only 60 employees have been punished for major penalty during 1999 & 2000. Only 17 employees have been punished for minor penalty during 1999 & 2000. Thus, 77 employees have only been punished out of 4558 employees who fall within the jurisdiction of CVC. The meagre percentage is 1.68.

6.11 26 employees have been censured and 35 have been exonerated. This number is 61 out of 4558 employees. The meagre percentage is 1.33.

6.12 Broad irregularities/lapses, which have been noticed in these cases, are of various types as listed out in para 5 of the report above. Therefore, PSEs are required to carry out detailed studies of these areas to streamline procedures and processes in these areas to either eliminate or at least reduce to the barest minimum level of these lapses. The area of concern is tender processing for award of contracts to deal with irregularities/lapses listed out in para 5 of the report above. Streamlining in this area is absolutely essential in view of the huge investment, assets, capital work as mentioned in para 4.4 above.

6.13 Of the 11 Navratna PSEs, 9 have been covered in this study. Table below shows number of vigilance cases in these PSEs. During a period of two years, 161 (35.61%) cases have been generated in Navratna PSEs.

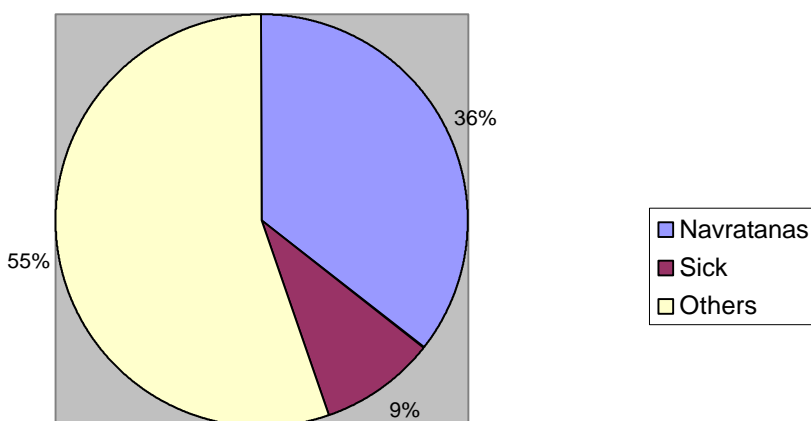
TABLE : 6.13.1

Year	PSEs No.	Ist stage advice	Total Ist stage advice	Percentage
1999	9	60	216	27.77
2000	7	101	236	42.79
	TOTAL	161	452	35.61

6.14 There are 67 sick PSEs registered with BIFR as on 31.03.99 and of these, 56 PSEs have been included in this study. However, only 15 sick PSEs threw 41 cases. Table below shows that 41 cases (9.07 %) have been thrown by sick PSEs during a period of two years.

TABLE : 6.14.1

Year	PSEs No	Ist stage advice	Total Ist stage advice	Percentage
1999	9	23	216	9.72
2000	6	18	236	8.47
	TOTAL	41	452	9.07



6.15 PSEs are required to carry out preliminary investigation/inquiry into a complaint and seek CVC's first stage advice, where it is necessary as per well-laid down procedure. Despite this, inadequate and incomplete

references are received in the Commission. In such cases, further clarifications/information etc. is sought by making back references either to the concerned Ministry or PSEs and such cases are termed as "F1" cases in the Commission. Statement showing PSEs-wise pending "F1" cases is attached at Appendix IX. This category of cases suggests that preliminary inquiry may be got conducted fairly in detail to generate sufficient level of information to arrive at conclusion whether allegation can prima facie be sustained or not. Pendency shown in Appendix IX also suggests that PSEs may also make complete references to the Commission as per laid down procedure in para 17 of the Special Chapter on Vigilance Management in Public Sector Enterprises and the Role and Functions of the CVC to obviate delay.

6.16 Special Chapter on Vigilance Management in PSEs inter alia envisages review of vigilance matters in PSEs by the CVO, Secretary of the administrative Ministry and CMD and Board of Directors of PSEs vide para 32 thereof. This Special Chapter was notified in July 1999, the Commission has not received adequate feed back whether such stipulated reviews are being undertaken.

6.17 According to revised decision of the Commission, Commissioner for Departmental Inquiries (CDI) are now required to send their inquiry report to the concerned disciplinary authority either in the Ministry or PSE, which in turn required to communicate their views to the CVC within a period of 30 days of the receipt of the inquiry report from the CDI vide para 23 of the Special Chapter. Appendix X shows that CDI reports are pending for consideration and report to the Commission since December 2000 onwards. Pendency showing in Appendix X suggests that the disciplinary authority are taking too much time to furnish their comments to the CVC. This needs considerable improvement.

6.18 Appendices VII & VIII show that during 1999, of 58 reconsidered advice penalty was reduced in 20 cases and during 2000, of 31 reconsidered advice penalty was reduced in 12 cases. This reflects flexible attitude of the Commission in taking a lenient view on the penalty, if new facts are placed before the Commission.

6.19 Empirical data/information thrown by perusal of proposals/files relating to cases referred to in para 6.9 above manifests that there is considerable delay at all stages of vigilance continuum: ***Investigation of complaint, Consideration of preliminary inquiry by Disciplinary Authority, Formulation and issuance of charge-sheet, Appointment of Inquiring Authority, Conduct of Departmental proceedings by IA, Consideration of inquiry report by DA and Issuance of Penalty Order.*** Delays in disposal of

disciplinary cases are a matter of serious concern to the Government as well as the Commission. Such delays affect the morale of the Suspected/Charged Employees and others in the Organisation. PSEs are therefore required to adhere to the schedule of time limit in conducting investigation and oral inquiry as laid down in para 41 of the Special Chapter on Vigilance Management in PSEs, which is not almost being adhered to at present.

APPENDICES

- Appendix I.** Employees of PSEs under CVC's jurisdiction.
- Appendix II.** List of PSEs under Central Government.
- Appendix III.** Statement showing details of first stage advice tendered during 1999.
- Appendix IV.** Statement showing details of first stage advice tendered during 2000.
- Appendix V.** Statement showing details of second stage advice tendered during 1999.
- Appendix VI.** Statement showing details of second stage advice tendered during 2000.
- Appendix VII.** Statement showing PSE-wise number of reconsideration of advice during 1999.
- Appendix VIII.** Statement showing PSE-wise number of reconsideration of advice during 2000.
- Appendix IX.** Statement showing PSE-wise number of "FI" cases during 1999-2000.
- Appendix X.** Statement showing pending of CDI reports.

Appendix-I

OFFICIALS OF PSEs UNDER CVC'S JURISDICTION

S.No	Name of Organisation	No of Board level appointees	No of BBL 1	No of BBL 2	Total
1	ANDREW YULE & COMPANY LIMITED	3	5	13	21
2	BENGAL IMMUNITY LIMITED	1	1	3	5
3	BHARAT ALUMINIUM COMPANY LIMITED(BALCO)	5	1	13	19
4	BHARAT BRAKES AND VALVES LIMITED	1	0	0	1
5	BHARAT COKING COAL LIMITED	5	15	81	101
6	BHARAT GOLD MINES LIMITED	2	3	5	10
7	BHARAT HEAVY ELECTRICALS LIMITED	5	14	109	128
8	BHARAT HEAVY PLATE & VESSELS LIMITED	1	2	3	6
9	BHARAT LEATHER CORPORATION LIMITED	1	0	3	4
10	BHARAT PETROLEUM CORPORATION LIMITED (BPCL)	5	14	27	46
11	BHARAT PUMPS & COMPRESSORS LIMITED	1	2	29	32
12	BHARAT REFRACTORIES LIMITED	1	0	3	4
13	BHARAT WAGON & ENGINEERING COMPANY LIMITED	1	5	3	9
14	BHARAT YANTRA NIGAM	2	1	2	5
15	BONGAIGAON REFINERY & PETROCHEMICALS LIMITED	4	4	6	14
16	BRAITHWAITE & CO. LIMITED	3	2	5	10
17	BRIDGE AND ROOF CO. (INDIA) LIMITED	2	7	12	21
18	BRITISH INDIA CORPORATION LIMITED	1	1	5	7
19	BURN STANDARD CO. LIMITED	4	7	8	19
20	CEMENT CORPORATION OF INDIA LIMITED	5	1	9	15
21	CENTRAL COALFIELDS LIMITED	5	43	99	147
22	CENTRAL COTTAGE INDUSTRIES CORPORATION OF INDIA LIMITED	1	0	4	5
23	CENTRAL ELECTRONICS LIMITED	1	3	2	6
24	CENTRAL MINE PLANNING & DESIGN INSTITUTE LIMITED	5	9	60	74
25	CMC LIMITED	1	16	36	53
26	COCHIN REFINERIES LIMITED	3	4	16	23
27	COTTON CORPORATION OF INDIA LIMITED	3	3	11	17
28	CYCLE CORPORATION OF INDIA LIMITED	1	1	3	5

S.No	Name of Organisation	No of Board level appointees	No of BBL 1	No of BBL 2	Total
29	EASTERN COALFIELDS LIMITED	5	11	81	97
30	ELECTRONICS CORPORATION OF INDIA LIMITED	2	5	1	8
31	ENGINEERING PROJECTS (INDIA) LIMITED	2	4	6	12
32	ENGINEERS INDIA LIMITED	6	9	25	40
33	FERRO SCRAP NIGAM LIMITED	1	1	5	7
34	FERTILIZERS AND CHEMICALS TRAVANCORE LIMITED	3	3	6	12
35	FERTILIZERS CORPORATION OF INDIA LIMITED	1	9	13	23
36	GAS AUTHORITY OF INDIA LIMITED	4	8	21	33
37	HEAVY ENGINEERING CORPORATION LIMITED	1	2	4	7
38	HINDUSTAN ANTIBIOTICS LIMITED	1	1	3	5
39	HINDUSTAN CABLES LIMITED	4	6	9	19
40	HINDUSTAN COPPER LIMITED	4	5	6	15
41	HINDUSTAN FERTILIZERS CORPORATION LIMITED	2	7	14	23
42	HINDUSTAN INSECTICIDES LIMITED	2	4	11	17
43	HINDUSTAN ORGANIC CHEMICALS LIMITED	4	2	8	14
44	HINDUSTAN PAPER CORPORATION LIMITED	5	3	6	14
45	HINDUSTAN PETROLEUM CORPORATION LIMITED	5	10	19	34
46	HINDUSTAN PHOTO FILMS MANUFACTURING CO. LIMITED	2	1	1	4
47	HINDUSTAN SALTS LIMITED	0	0	0	0
48	HINDUSTAN STEELWORKS CONSUTRCTION LIMITED	2	2	0	4
49	HINDUSTAN ZINC LIMITED	4	2	3	9
50	HMT LIMITED	4	8	23	35
51	IBP-BALMER LAWRIE GROUP OF COMPANIES	8	9	32	49
52	IDPL	2	0	1	3
53	INDIA TRADE PROMOTION ORGANISATION	2	2	13	17
54	INDIAN MEDICINES PHARMACEUTICAL CORPORATION LIMITED	2	1	0	3
55	INDIAN OIL CORPORATION LIMITED	7	34	71	112
56	INDIAN PETROCHEMICALS CORPORATION LIMITED	5	3	21	29
57	INDIAN RARE EARTHS LIMITED	4	2	1	7
58	INDIAN RENEWABLE ENERGY DEVELOPMENT AGENCY LIMITED	2	3	1	6
59	JESSOP & CO. LIMITED	4	1	3	8
60	JUTE CORPORATION OF INDIA LIMITED	1	4	7	12
61	KUDREMUKH IRON ORE COMPANY LIMITED	4	3	4	11
62	LANGAN JUTE MACHINERY COMPANY LIMITED	1	2	2	5

S.No	Name of Organisation	No of Board level appointees	No of BBL 1	No of BBL 2	Total
63	LUBRIZOL INDIA LIMITED	2	7	5	14
64	MADRAS FERTILIZERS LIMITED	1	6	20	27
65	MADRAS REFINERIES LIMITED	4	5	8	17
66	MANGANESE ORE (INDIA) LIMITED	3	2	3	8
67	METALLURGICAL & ENGINEERING CONSULTANT (INDIA) LIMITED	5	3	22	30
68	MINERAL EXPLORATION CORPORATION LIMITED	3	1	2	6
69	MINING AND ALLIED MACHINERY CORPORATION LIMITED	1	0	0	1
70	MMTC LIMITED	5	14	43	62
71	MSTC LIMITED	1	3	5	9
72	NATHPA JHAKRI POWER CORPORATION LIMITED	4	1	2	7
73	NATIONAL ALUMINIUM COMPANY LIMITED (NALCO)	4	7	19	30
74	NATIONAL BICYCLE CORPORATION OF INDIA LIMITED	0	4	1	5
75	NATIONAL FERTILIZERS LIMITED	4	2	6	12
76	NATIONAL HYDROELECTRICAL POWER CORPORATION LIMITED	4	6	21	31
77	NATIONAL INDUSTRIAL DEVELOPMENT CORPORATION LIMITED	1	1	2	4
78	NATIONAL INSTUMENTS LIMITED	1	0	0	1
79	NATIONAL MINERAL DEVELOPMENT CORPORATION LIMITED	4	8	14	26
80	NATIONAL RESEARCH DEVELOPMENT CORPORATION	1	2	0	3
81	NATIONAL SMALL INDUSTRIES CORPORATION LIMITED	1	6	12	19
82	NATIONAL THERMAL POWER CORPORATION LIMITED (NTPC)	7	13	21	41
83	NEPA LIMITED	2	5	5	12
84	NEYVELI LIGNITE CORPORATION LIMITED	5	1	3	9
85	NORTH EASTERN ELECTRIC POWER CORPORATION LIMITED	4	2	16	22
86	NORTH EASTERN HANDICRAFTS & HANDLOOMS DEVELP. CORPORATION LIMITED	1	2	2	5
87	NORTHERN COALFIELDS LIMITED	3	96	112	211
88	NUCLEAR POWER CORPORATION	3	23	34	60
89	OIL & NATURAL GAS CORPORATION LIMITED(ONGC)	9	4	39	52

S.No	Name of Organisation	No of Board level appointees	No of BBL 1	No of BBL 2	Total
90	OIL INDIA LIMITED	3	7	26	36
91	PARADEEP PHOSPHATES LIMITED	3	3	8	14
92	PEC LIMITED	3	5	13	21
93	POWER FINANCE CORPORATION LIMITED	4	3	5	12
94	POWER GRID CORPORATION OF INDIA LIMITED	5	11	11	27
95	PROJECTS & DEVELOPMENT INDIA LIMITED	2	6	27	35
96	PYRITES, PHOSPHATES & CHEMICALS LIMITED	1	2	4	7
97	RASHTRIYA CHEMICALS & FERTILIZERS LIMITED	4	2	16	22
98	RASHTRIYA ISPAT NIGAM LIMITED	6	4	16	26
99	RICHARDSON & CRUDDAS LIMITED(R&C)	1	2	5	8
100	RURAL ELECTRIFICATION CORPORATION LIMITED	3	4	8	15
101	SCOOTERS INDIA LIMITED	1	1	4	6
102	SEMICONDUCTOR COMPLEX LIMITED	2	1	2	5
103	SMITH STANISTREET PHARMACEUTICALS LIMITED	1	0	0	1
104	SOUTH EASTERN COALFIELDS LIMITED	5	15	62	82
105	SPONGE IRON INDIA LIMITED	2	1	1	4
106	STATE TRADING CORPORATION OF INDIA LIMITED	5	12	21	38
107	STEEL AUTHORITY OF INDIA LIMITED	11	46	183	240
108	TANNERY & FOOTWEAR CORPORATION OF INDIA LIMITED	1	1	2	4
109	TEHRI HYDRO DEVELOPMENT CORPORATION LIMITED	4	0	2	6
110	TRIVENI STRUCTURALS LIMITED	2	1	31	34
111	TUNGABHADRA STEEL PRODUCTS LIMITED	2	2	3	7
112	TYRE CORPORATION OF INDIA LIMITED	3	2	5	10
113	URANIUM CORPORATION OF INDIA LIMITED	2	1	4	7
114	WESTERN COALFIELDS LIMITED	5	22	102	129
Total		343	709	1969	3021

Appendix - II

List of Central Government Enterprises under different Ministries as per Allocation of Business Rules as on 31.3.1999

MINISTRY OF CHEMICALS & FERTILIZERS

D/O CHEMICALS & PETROCHEMICALS

1. Bengal Chemicals & Pharmaceuticals Ltd
2. *Bengal Immunity Ltd.
3. *Hindustan Antibiotics Ltd.
4. *Hindustan Fluorocarbons Ltd.
5. Hindustan Insecticides Ltd.
6. Hindustan Organic Chemicals Ltd.
7. *Indian Drugs & Pharmaceuticals Ltd.
8. **Indian Petro-Chemicals Corporation Ltd.**
9. Karnataka Antibiotics & Pharmaceuticals Ltd.
10. *Maharashtra Antibiotics & Pharmaceuticals Ltd.
11. *Manipur State Drugs & Pharmaceuticals Ltd.
12. *Orissa Drugs & Chemicals Ltd.
13. Rajasthan Drugs & Pharmaceuticals Ltd.
14. *Smith Stanistreet & Pharmaceuticals Ltd.
15. *Southern Pesticides Corporation Ltd.
16. U.P. Drugs & Pharmaceuticals Ltd.

MINISTRY OF CHEMICALS & FERTILIZERS

DEPARTMENT OF FERTILIZERS

1. *Fertilizer Corporation of India Ltd.
2. Fertilizers & Chemicals (Travancore)Ltd.
3. *Hindustan Fertilizer Corporation Ltd.
4. Madras Fertilizers Ltd.
5. National Fertilizers Ltd.
6. Paradeep Phosphates Ltd.
7. *Projects & Development India Ltd.
8. Pyrites, Phosphates & Chemicals Ltd.
9. Rashtriya Chemicals And Fertilizers Ltd.

MINISTRY OF COMMERCE & INDUSTRY

D/O COMMERCE

1. Export Credit Guarantee Corporation of India Ltd.
2. India Trade Promotion Organisation.
3. M.M.T.C. Ltd.
4. P.E.C. Ltd.
5. Spices Trading Corporation Ltd.
6. State Trading Corporation of India Ltd.
7. Tea Trading Corporation of India Ltd.

MINISTRY OF HEAVY INDUSTRIES & PUBLIC ENTERPRISES

DEPARTMENT OF HEAVY INDUSTRIES.

1. Andrew Yule & Company Ltd.
2. Bharat Bhari Udyog Nigam Ltd.
3. *Bharat Brakes & Valves Ltd.
4. **Bharat Heavy Electricals Ltd.**

5. Bharat Heavy Plate & Vessels Ltd.
6. Bharat Leather Corporation Ltd.
7. *Bharat Ophthalmic Glass Ltd.
8. *Bharat Process & Mechanical Engineers Ltd.
9. *Bharat Pumps & Compressors Ltd.
10. Bharat Wagon & Engg.Co.Ltd.
11. Bharat Yantra Nigam Ltd.
12. *Braithwaite & Co Ltd.
13. Braithwaite, Burn & Jessop Construction Ltd.
14. Bridge & Roof Co (India) Ltd.
15. *Burn Standard Company Ltd.
16. *Cement Corporation of India Ltd.
17. *Cycle Corporation of India Ltd.
18. Engineering Projects (India) Ltd.
19. *Heavy Engineering Corporation Ltd.
20. Hindustan Cables Ltd.
21. Hindustan Newsprint Ltd.
22. Hindustan Paper Corporation Ltd.
23. *Hindustan Photo Films Manufacturing Corpn.Ltd.
24. Hindustan Salts Ltd.
25. HMT(International) Ltd.
26. HMT Bearings Ltd.
27. HMT Ltd.
28. Hooghly Printing Company Ltd.
29. *Instrumentation Ltd.
30. *Jessop & Co Ltd.
31. Lagan Jute Machinery Co Ltd.
32. *Mandya National Paper Mills Ltd.
33. *Mining & Allied Machinery Corporation Ltd.
34. *Nagaland Pulp & Paper Company Ltd.
35. *National Bicycle Corporation of India Ltd.
36. National Industrial Dev.Corpn.Ltd.
37. *National Instruments ltd.
38. *NEPA Ltd.
39. *Praga Tools Ltd.
40. *R.B.L. Ltd.
41. Rajasthan Electronics and Instruments Ltd.
42. Rehabilitation Industries Corporation Ltd.
43. *Richardson & Cruddas(1972) Ltd.
44. Sambhar Salts Ltd.
45. *Scooters India Ltd.
46. *Tannery & Footwear Corpn of India Ltd.
47. *Triveni Structurals Ltd.
48. Tungabhadra Steel Products Ltd.
49. *Tyre Corporation of India Ltd.
50. *Weighbird(India) Ltd.

MINISTRY OF INFORMATION TECHNOLOGY
D/o ELECTRONICS

1. C.M.C. Ltd.
2. Electronics Trade & Technology Dev. Corpn. Ltd.
3. Semi-Conductor Complex Ltd.

MINISTRY OF MINES & MINERALS
D/o COAL

1. *Bharat Coking Coal Ltd.
2. Central Coalfields Ltd.
3. Central Mine Planning & Design Institute Ltd.
4. Coal India Ltd.
5. *Eastern Coalfields Ltd.

6. Mahanadi Coalfields Ltd.
7. Neyveli Lignite Corporation Ltd.
8. Northern Coalfields Ltd.
9. South Eastern Coalfields Ltd.
10. Western Coalfields Ltd.

MINISTRY OF MINES & MINERALS

D/o MINES

1. Bharat Aluminium Company Ltd.
2. *Bharat Gold Mines Ltd.
3. Hindustan Copper Ltd.
4. Hindustan Zinc Ltd.
5. Mineral Exploration Corporation Ltd.
6. National Aluminium Company Ltd.

MINISTRY OF NON-CONVENTIONAL ENERGY SOURCES

1. Indian Renewable Energy Development Agency Ltd.

MINISTRY OF PETROLEUM & NATURAL GAS

1. Balmer Lawrie & Co Ltd.
2. **Bharat Petroleum Corporation Ltd.**
3. Bienco Lawrie Ltd.
4. Bongaigaon Refinery & Petrochemicals Ltd.
5. Cochin refineries Ltd.
6. Engineers India Limited.
7. **Gas Authority of India Ltd.**
8. **Hindustan Petroleum Corporation Ltd.**
9. I.B.P. Co Ltd.
10. Indian Additives Ltd.
11. Indian Oil Blending Ltd.
12. **Indian Oil Corporation Ltd.**
13. Lubrizol India Ltd.
14. Madras Refineries Ltd.
15. Numaligarh Refinery Ltd.
16. **Oil & Natural Gas Corporation Ltd.**
17. Oil India Ltd.
18. ONGC Videsh Ltd.

MINISTRY OF POWER

1. Nathpa Jhakri Power Corporation Ltd.
2. National Hydro Electric Power Corporation Ltd.
3. **National Thermal Power Corporation Ltd.**
4. North Eastern Electric Power Corporation Ltd.
5. Power Finance Corporation
6. Power Grid Corporation of India Ltd.
7. Rural Electrification Corporation Ltd.
8. Tehri Hydro Development Corporation Ltd.

MINISTRY OF SCIENCE & TECHNOLOGY

D/o BIOTECHNOLOGY

1. Bharat Immunological & Biologicals Corporation Ltd.

MINISTRY OF SCIENCE & TECHNOLOGY

DETT.OF SCIENTIFIC & INDUSTRIAL RESEARCH

1. Central Electronics Ltd.
2. National Research Development Corporation of India Ltd.

MINISTRY OF SMALL SCALE INDUSTRY & AGRO & RURAL INDUSTRIES

1. National Small Industries Corporation Ltd.

MINISTRY OF STEEL

1. *Bharat Refractories Ltd.
2. Ferro Scrap Nigam Ltd.
3. Hindustan Steel Works Constn Ltd.
4. *Indian Iron & Steel Co Ltd.
5. J & K Mineral Development Corporation Ltd.
6. Kudremukh Iron Ore Co Ltd.
7. M.S.T.C. Ltd.
8. Maharashtra Electros melt Ltd.
9. Manganese Ore (India) Ltd.
10. Metallurgical & Engg.Consultants(India) Ltd.
11. National Mineral Development Corporation Ltd.
12. Rashtriya Ispat Nigam Ltd.
13. Sponge Iron India Ltd.
14. **Steel Authority of India Ltd.**

MINISTRY OF TEXTILES

1. *Birds, Jute & Exports Ltd.
2. *British India Corporation Ltd.
3. Brushware Ltd.
4. *Cawnpore Textiles Ltd.
5. Central Cottage Industries Corpn of India Ltd.
6. Cotton Corporation of India Ltd.
7. *Elgin Mills Company Ltd.
8. Handicrafts & Handlooms Export Corp.India Ltd.
9. Jute Corporation of India Ltd.
10. National Handlooms Development Corporation Ltd.
11. *National Jute Manufacturers Corporation Ltd.
12. National Textile Corporation Ltd.
13. North Eastern Handicrafts & Handloom Dev.Corp.Ltd.
14. *NTC(A.Pradesh,Karnataka, Kerala & Mahe) Ltd.
15. *NTC(Delhi, Punjab & Rajasthan) Ltd.
16. *NTC(Gujarat) Ltd.
17. *NTC (Madhya Pradesh) Ltd.
18. *NTC(Maharashtra North) Ltd.
19. *NTC(South Maharashtra) Ltd.
20. NTC(Tamilnadue & Pondicherry) Ltd.
21. *NTC (Uttar Pradesh Ltd.)
22. *NTC(West Bengal, Assam, Bihar & Orissa) Ltd.

DEPARTMENT OF ATOMIC ENERGY

1. Electronics Corporation of India Ltd.
2. Indian Rare Earths Ltd.
3. Nuclear Power Corporation of India Ltd.
4. Uranium Corporation of India Ltd.

DEPARTMENT OF SPACE

1. Antrix Corporation Ltd.

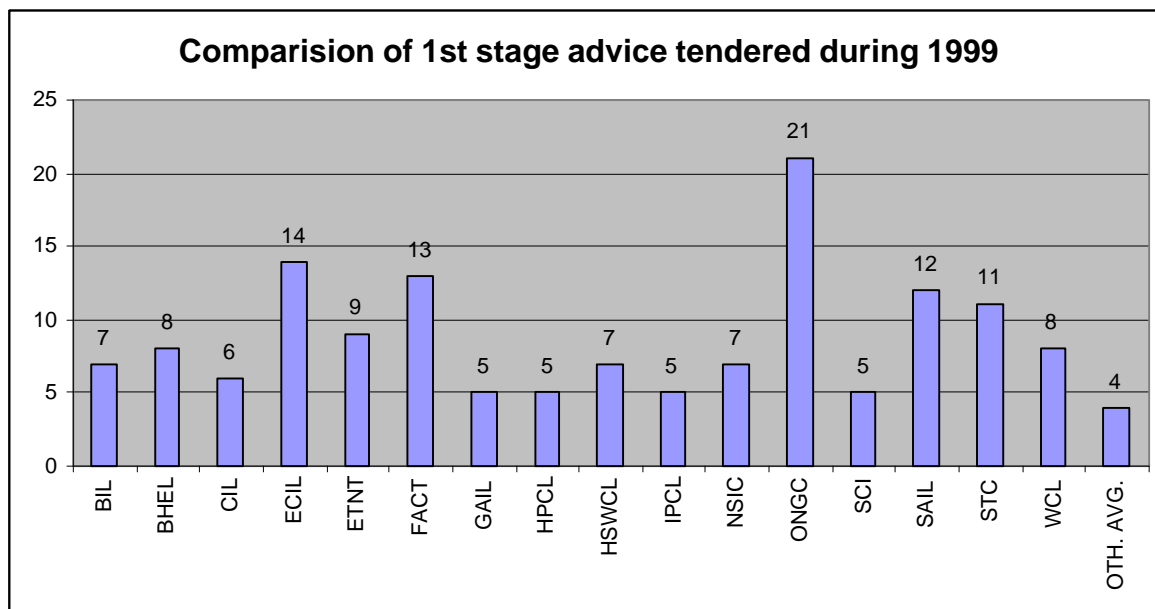
(*): SICK PSEs.

Appendix - III

Details of Advice tendered in year 1999

S.No	PSU	Ist Adv.	Ist MA	Ist MI	Ist CL	OTH
1	BENGAL IMMUNITY LTD	7	0	0	0	7
2	BHARAT BHARI UDYOG NIGAM LTD.	1	0	0	1	0
3	BHARAT COKING COAL LTD	1	0	0	0	1
4	BHARAT HEAVY ELECTRICALS LTD	8	0	0	2	6
5	BHARAT PETROLEUM CORPN. Ltd.	1	1	0	0	0
6	BHARAT REFRACTORIES LTD.	2	0	0	2	0
7	BHARAT WAGONS & ENGINEERING CO.LTD	2	0	0	2	0
8	BRAITH WAITE & CO.LTD.	1	0	0	0	1
9	BRIDGE & ROOF CO. (INDIA) LTD.	1	1	0	0	0
10	BURN STANDARD CO.LTD.	2	0	0	2	0
11	CENTRAL COALFIELDS LTD.	1	0	0	0	1
12	COAL INDIA LTD.	6	0	0	3	3
13	ENGR. PROJECT (INDIA) LTD.	2	0	0	0	2
14	ELECTRONICS CORPN OF INDIA LTD	14	3	2	3	6
15	ELECTRONICS TRADE AND TECHNOLOGY	9	4	2	3	0
16	ENGINEERS INDIA LTD.	2	0	0	1	1
17	FERTILIZER&CHEMICALS TRAVANCORE LTD	13	8	1	4	0
18	GAS AUTHORITY OF INDIA LTD.	5	0	0	5	0
19	HINDUSTAN COPPER LTD	2	0	0	2	0
20	HINDUSTAN PAPER CORPN. LTD.	2	0	0	1	1
21	HINDUSTAN PETROLEUM CORPN. LTD.	5	4	0	1	0
22	HINDUSTAN STEEL WORKS CONST. LTD.	7	1	5	1	0
23	HINDUSTAN TELEPRINTERS LTD.	1	0	1	0	0
24	HINDUSTAN VEGETABLE OILS CORPN.LTD	1	0	0	1	0
25	HINDUSTAN ZINC LTD	3	0	0	3	0
26	INDIA TRADE PROMOTION ORGN	1	0	0	1	0
27	INDIAN OIL CORPN. LTD.	2	0	1	1	0
28	INDIAN PETRO-CHEMICALS CORPN. LTD.	5	0	0	3	2
29	KOCHI REFINERIES LTD	2	0	0	0	2
30	MAHANADI COALFIELDS LIMITED	1	0	0	1	0
31	NATHPA JHAKRI POWER CORPN. LIMITED	2	1	0	1	0
32	NEPA LIMITED	4	1	0	3	0
33	MINERAL EXPLORATION CORPN. LTD.	2	0	0	0	2
34	NATIONAL SMALL INDUSTRIES CORPN. LTD.	7	5	0	1	1
35	NATIONAL TEXTILES CORPN.LIMITED	3	0	0	1	2
36	NATIONAL THERMAL POWER CORPN.LTD.	1	0	0	0	1
37	NORTH EASTERN ELECTRIC POWER CORPN.	3	0	0	3	0
38	NORTHERN COALFIELDS LTD.	1	0	0	0	1
39	NUCLEAR POWER CORPN. OF INDIA LTD.	2	0	0	2	0
40	OIL & NATURAL GAS CORPN. LIMITED	21	0	0	18	3
41	PARADEEP PHOSPHATES LTD	1	0	0	1	0
42	POWER GRID CORPN. OF INDIA LTD.	2	0	0	2	0
43	RASHTRIYA CHEMICALS & FERTI. LTD.	1	0	0	1	0
44	RASHTRIYA ISPAT NIGAM LIMITED,	1	0	0	1	0
45	SEMICONDUCTOR COMPLEX LTD	5	0	0	2	3
46	SOUTH EASTERN COALFIELDS LTD.	2	0	0	1	1
47	STEEL AUTHORITY OF INDIA LTD.	12	1	0	11	0
48	TEHRI HYDRO DEVELOPMENT CORPORATION	1	0	0	1	0
49	STATE TRADING CORPORATION OF INDIA	11	0	0	11	0
50	VIDESH SANCHAR NIGAM LTD.	1	1	0	0	0
51	WESTERN COALFIELDS LTD.	8	0	0	3	5
52.	BHARAT PUMPS & COMPRESSOR LTD.	2	0	0	0	2
53.	BALCO	1	0	0	1	0

S.No	PSU	Ist Adv.	Ist MA	Ist MI	Ist CL	OTH
54.	EXPORT CREDIT GURANTEEE CORPN.	1	0	0	1	0
55.	BHARAT YANTRA NIGAM LTD.	2	0	0	2	0
56.	MECON	1	0	0	1	0
57.	EASTERN COALFIELDS LTD.	2	1	0	1	0
58.	HINDUSTAN INSECTICIDES LTD.	2	1	0	1	0
59.	NEYVELI LIGNITE CORPN.	2	0	0	0	2
60.	BHARAT GOLD MINES LTD.	1	0	0	0	1
61.	HINDUSTAN CABLES LTD.	1	0	0	0	1
Total		216	34	13	113	56

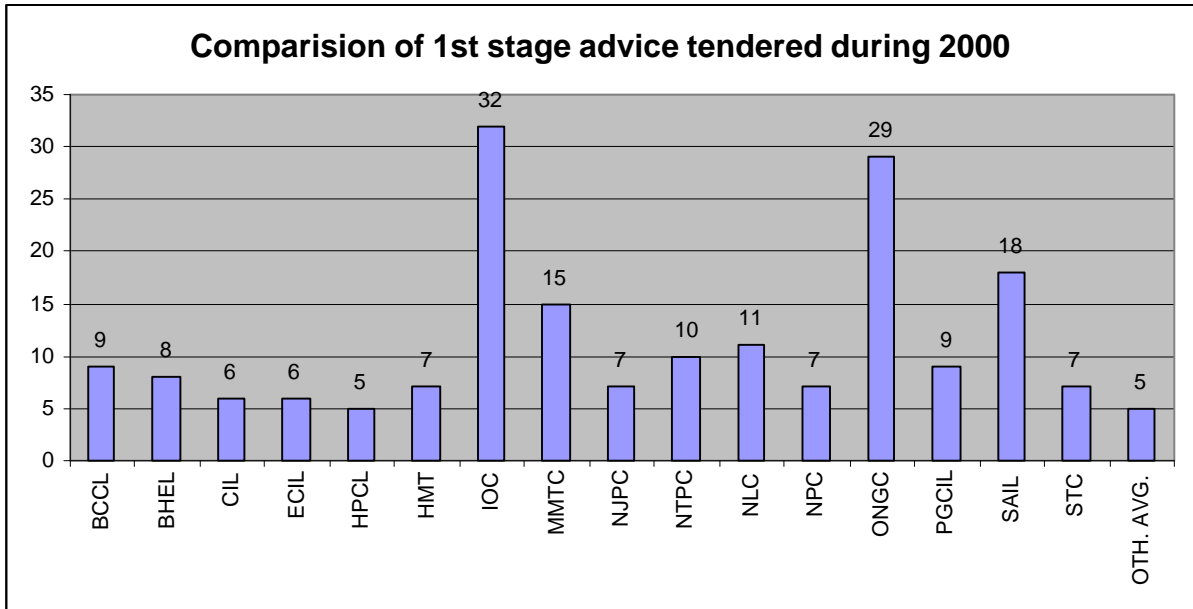


Appendix - IV

Details of Advice tendered in year 2000

S.No	PSU	Ist Adv.	Ist MA	Ist MI	Ist CL	OTH
1	BHARAT ALUMINIUM CO. LTD.	2	1	0	1	0
2	BHARAT COKING COAL LTD.	9	1	0	1	7
3	BHARAT HEAVY ELECTRICALS LTD.	8	7	1	0	0
4	BONGAIGAON REFINRS.& PCS	1	0	0	1	0
5	CENTRAL COALFIELDS LTD.	2	0	1	1	0
6	COAL INDIA LTD.	6	2	0	4	0
7	COTTON CORPN. OF INDIA	1	0	1	0	0
8	EASTERN COALFIELDS LTD.	6	4	2	0	0
9	ELECTRONICS CORPN OF INDIA LTD	1	0	0	1	0
10	GAS AUTHORITY OF INDIA LTD.	3	0	0	3	0
11	HINDUSTAN ANTIBIOTICS LTD.	1	0	0	0	1
12	HINDUSTAN COPPER LTD.	1	0	0	1	0
13	HINDUSTAN FERTILIZERS CORPN. LTD.	3	0	0	3	0
14	HINDUSTAN INSECTICIDES LTD.	3	0	0	3	0
15	HINDUSTAN PAPER CORPN.	5	0	0	5	0
16	HINDUSTAN PETROLEUM CORPN. LTD.	1	0	0	0	1
17	HINDUSTAN ZINC LTD	1	0	0	1	0
18	HMT LTD.	7	7	0	0	0
19	INDIA TRADE PROMOTION ORGN	1	0	0	0	1
20	INDIAN OIL CORPN. LTD.	32	21	2	6	3
21	JUTE CORPN. OF INDIA LTD.	3	3	0	0	0
22	KUDREMUKH IRON & ORE CO. LTD.	2	2	0	0	0
23	MMTC LTD.	15	13	0	1	1
24	METALLURGICAL ENGG. CONSULTANT LTD.	1	0	0	1	0
25	NATHPA JHAKRI POWER CORPN. LTD.	7	6	0	1	0
26	NATIONAL ALUMINIUM CO. LTD.	3	3	0	0	0
27	NATIONAL FERTILIZERS LTD.	1	1	0	0	0
28	NATIONAL SMALL INDUSTS. CORPN. LTD.	1	1	0	0	0
29	NATIONAL THERMAL POWER CORPN.LTD.	10	2	1	7	0
30	NEYVELI LIGNITE CORPN. LTD.	11	0	0	9	2
31	NUCLEAR POWER CORPN OF INDIA LTD.	7	5	0	1	1
32	OIL & NATURAL GAS CORPN.LTD.	29	6	1	12	10
33	POWER GRID CORPN. OF INDIA LTD.	9	3	6	0	0
34	RASHTRIYA CHEMICALS & FERTI. LTD.	1	0	0	0	1
35	RASHTRIYA ISPAT NIGAM LIMITED,	1	0	0	1	0
36	PROJECTS & EQUIP. CORPN. (I) LTD.	1	1	0	0	0
37	SOUTH EASTERN COALFIELDS LTD.	3	2	0	1	0
38	STEEL AUTHORITY OF INDIA LTD.	18	8	0	9	1
39	TEHRI HYDRO DEVELOPMENT CORPN.	1	0	0	1	0
40	STATE TRADING CORPN. OF INDIA	7	0	0	7	0
41	PYRITES, PHOSPHATES&CHEMICALS LTD.	4	4	0	0	0
42	WESTERN COALFIELDS LTD.	1	1	0	0	0
43	INDIAN IRON & STEEL CO.	3	3	0	0	0
44	HINDUSTAN ORGANICS & CHEMICALS LTD.	1	0	0	1	0
45	I.D.P.L.	1	0	0	1	0
46	MAPL.	1	0	0	0	1
TOTAL		236	107	15	84	30

Chart of Appendix IV



Appendix - V

Details of Second Stage advice tendered during 1999.

Sl. No	PSU	Number of Employees	Major pp	Minor pp	Censure	Exoneration
1	D/o Commerce	3			1	2
2	D/o Atomic Energy	4	3		1	
3	Tobacco Board	1				1
4	D/o Mines	4	4			
5	SAIL	2	2			
6	D/o Space	3	3			
7	CSIR	8	7			1
8	NHPC	3			3	
9	HPC	1	1			
10	D/o SCT	3	2		1	
11	M/o Information Technology	1	1			
12	D/o HVI	1	1			
13	Central Silk Board	1		1		
14	RINL	1			1	
15	O/o Textile Commissioner	1				1
16	Coal India Limited	1		1		
17	MMTC	2	2			
18	MOIL	1		1		
19	KRIBHCO	2	1			1
20	ONGC	1			1	
21	DGFT	3	1			2
22	Pub. Ent.	1		1		
23	GSI	2	2			
	Total	50	30	4	8	8

Appendix - VI

Details of Second stage advice tendered in 2000.

SrNo	PSU	Number of Employees	Major pp	Minor pp	Censure	Exoneration
1	NTPC	9	1		7	1
2	D/o Commerce	1	1			
3	Western Coalfields Limited	1	1			
4	Customs CEX	1				1
5	EIC	1		1		
6	BHEL	2	1	1		
7	PGCIL	7	3	1		3
8	NPC	1				1
9	BARC	1		1		
10	CSIR	3	1			2
11	STC	8	5	3		
12	Silk Board	1	1			
13	CIL	1	1			
14	IOC	4	2	1		1
15	Textiles	2			1	1
16	D/o Mines	3		2	1	
17	MMTC	3	3			
18	HSCL	2		2		
19	SECL	2	2			
20	HMT	2				2
21	CCL	4	1	1	1	1
22	D/o SCT	10			8	2
23	ECL	1				1
24	MCL	9	4			5
25	DVC	1	1			
26	ITPO	3	2			1
27	BALCO	3				3
28	CSIR	1				1
29	NCL	1				1
	Total	88	30	13	18	27

Appendix - VII

Statement showing PSE-wise number of reconsideration of advice, number in which advice modified and number in which proposed penalty reduced during 1999.

S. No.	PSEs	Advice No.	Modification No.	Reduction No.
1.	Metals and Minerals Trading Corporation	1	-	-
2.	Nathpa Jhakri Power Corporation Ltd.	1	-	-
3.	Power Grid Corporation of India Limited	3	1	1
4.	Bharat Coking Coal Ltd.	1	-	-
5.	CSIR	7	3	3
6.	Power Finance Corporation	1	1	1
7.	Department of Science & Technology	3	2	2
8.	Engineers India Limited	1	-	-
9.	Atomic Energy	2	-	-
10.	Burn Standard Company Ltd.	1	-	-
11.	India Trade Promotion Organisation	1	-	-
12.	Paradeep Phosphates Ltd.	1	-	-
13.	EPIL	1	1	1
14.	SPACE	1	1	1
15.	Hindustan Organic Chemicals Ltd.	1	-	-
16.	Geological Survey of India	1	-	-
17.	Oil and Natural Gas Company	3	2	2
18.	National Thermal Power Corporation	1	-	-
19.	Steel Authority of India Ltd.	1	1	1
20.	KRIBHCO	2	1	1
21.	Gas Authority of India Ltd.	1	-	-
22.	Electronic Corporation of India Ltd.	1	-	-
23.	Nuclear Power Corporation Ltd.	1	1	1
24.	Eastern Coalfields Ltd.	1	-	-
25.	Hindustan Petroleum Corporation Ltd.	2	2	2
26.	National Aluminium Company Ltd.	2	1	1
27.	Department of Mines	3	-	-
28.	Orissa Drugs & Chemicals Ltd.	1	-	-
29.	Small Scale Industries	1	-	-
30.	Bharat Petroleum Corporation Ltd.	1	-	-
31.	Director General of Foreign Trades	1	-	-
32.	Ministry of Power	2	-	-
33.	Hindustan Steel Construction Ltd.	2	2	2
34.	Rashtriya Chemicals & Fertilizers Ltd.	1	1	1
35.	Cement Corporation of India Ltd.	1	-	-
36.	Rural Electrification Corporation	1	-	-
37.	Department of Heavy Industries	2	-	-
	Total	58	20	20

Appendix - VIII

**Statement showing PSE-wise number of reconsideration of advice,
number in which advice modified and
number in which proposed penalty reduced during 2000.**

S. No.	PSEs	Advice No.	Modification No.	Reduction No.
1.	DGFT	1	-	-
2.	Bio-Tech	1	-	-
3.	PGCL	1	1	1
4.	MFL	1	1	1
5.	BPCL	1	-	-
6.	NLC	1	-	-
7.	ONGC	3	2	2
8.	NTPC	1	1	1
9.	PPCL	1	-	-
10.	BRC	1	-	-
11.	PGCIL	2	2	2
12.	CSIR	1	-	-
13.	SAIL	2	1	1
14.	BALCO	1	-	-
15.	HCL	1	-	-
16.	IOC	2	-	-
17.	Mines	3	2	2
18.	STC	1	-	-
19.	MOP&NG	1	-	-
20.	PFC	1	1	1
21.	NTPC	1	-	-
22.	FACT	1	-	-
23.	HVI	1	1	1
24.	SSI	1	-	-
	TOTAL	31	12	12

Appendix - IX

Statement showing PSE-wise number of "F1" cases during 1999-2000

S.No.	PSE Name	1999	2000
1.	NTC	-	1
2.	Power	1	1
3.	HVI/DHI	-	3
4.	WCL	1	1
5.	SCCL	1	3
6.	BHEL	1	1
7.	DIPP	1	1
8.	D/STEEL	1	1
9.	BPCL	1	1
10.	PNG	1	5
11.	ITPC	1	1
12.	IT(Elec)	1	3
13.	HMT	1	1
14.	NFL	1	1
15.	D/COAL	1	1
16.	MINS	-	2
17.	CSIR	-	15
18.	PPL	-	1
19.	NTPC	-	2
20.	THOC	-	1
21.	CIL	-	1
22.	SPCC	-	1
23.	Balmer & Lawrie	-	1
24.	IDPL	-	1
25.	ECL	-	2
26.	PGCIL	-	1
27.	D/FERTILIZER	-	1
28.	SAIL	-	2
29.	DC (Handloom)	-	1
30.	M/TEXTILE	-	1
31.	SCT	-	1
32.	PPCL	-	2
33.	SPACE	-	1

S.No.	PSE Name	1999	2000
34.	HIL	-	1
35.	NSIC	-	1
36.	TCIL	-	1
37.	NJPC	-	1
38.	MMTC	-	1
39.	CCICI	-	1
40.	KRIBHCO	-	1
41.	BBL	-	1
42.	BWCL	-	1
43.	KVIC	-	1
44.	JCI	-	3
45.	MCL	-	1
46.	FIEL	-	1
TOTAL		:	13
			77

Appendix - X

Statement showing pending of CDI reports

S.No.	PSE	Pendency date	No. of cases
1.	NTC	28.8.98	1
2.	WCL	4.5.99	1
3.	CSIR	3.7.2000	8
4.	D/o Space	5.9.2000	1
5.	JCI	12.12.2000	3
6.	BCCL	30.11.2000	3
7.	D/o Atomic Energy	2.3.2001	1
